

Collaboration underpins every open contracting intervention. It starts right at the beginning.

THE OPEN CONTRACTING JOURNEY

Step-by-Step

1 DESIGN

Identify the key things you want open contracting to help you with. These goals will guide your priorities throughout.

Build a team with policy and technology skills, engage with stakeholders, and plan how you will measure success.



Consider making a public commitment. Your country's Open Government Partnership National Action Plan is a good place to start.

This will make it easier for you to link your budget, contracting, and spending data.



2 MAP

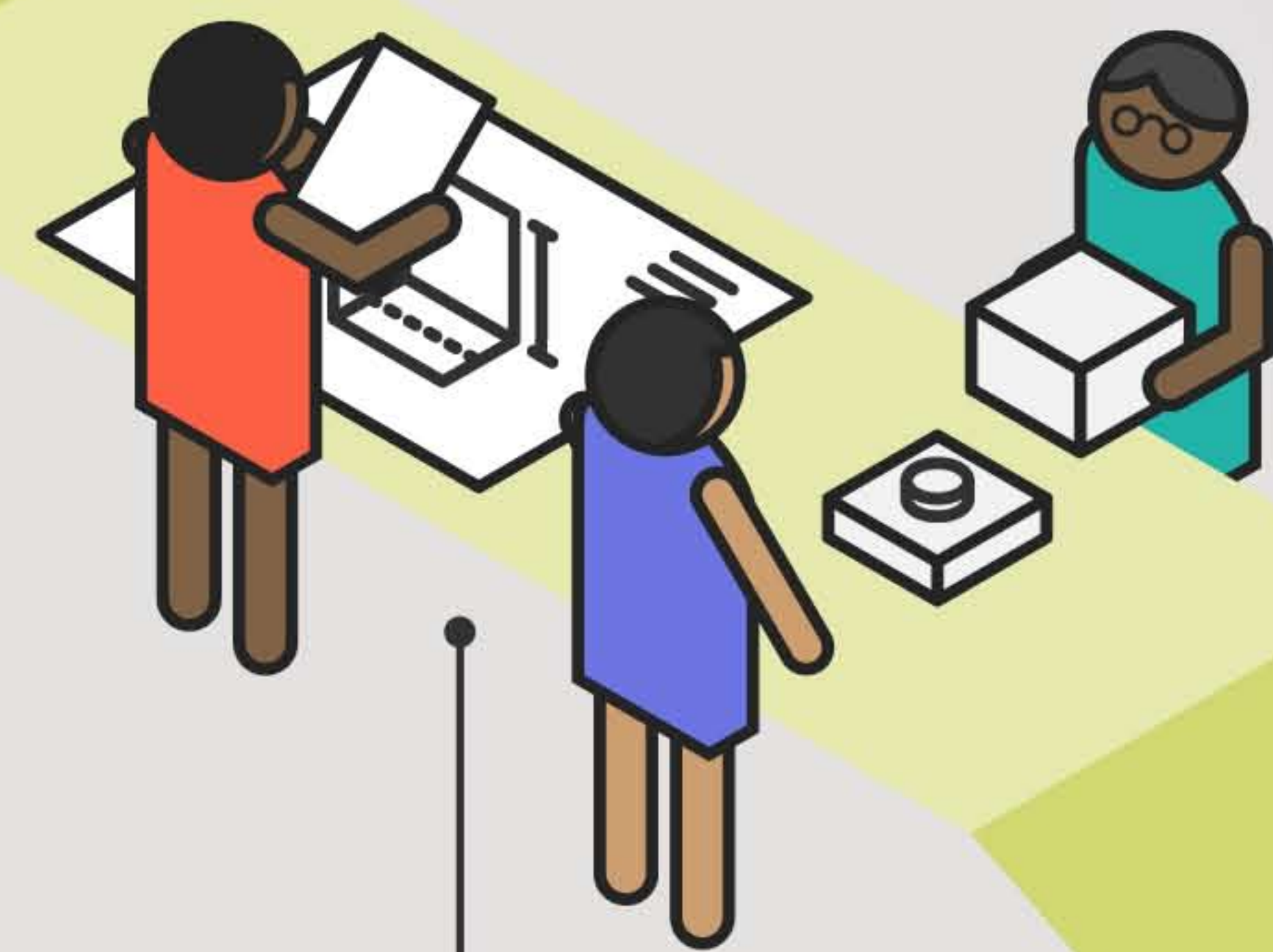
Match your data and documents to the Open Contracting Data Standard and make a publication plan.

Which data and documents do you need to meet specific user needs? Use the OCDS mapping tools to identify information that is available and missing.

This step can also cover the legal and institutional context, issues of technical capacity and identifying new stakeholders to engage.

⚙️ OCDS mapping tools

Publication plan: Do your data match your goals? Do you need policy changes? Make and share a publication plan so it is clear what you intend to publish and how that information can be used.



3 BUILD


Create your first OCDS data releases. This might involve adapting existing systems or building new tools to extract, collect and transform data and documents.

Validate your draft data against the standard.

⚙️ Validator tool

Tip: Don't ignore extra data in your systems. You can build extensions to capture locally important information.

⚙️ Extensions tool



4 PUBLISH

Publish your OCDS data and documents as open data in line with a clear publication policy.

A publication policy will help you:

- keep your data up to date
- manage privacy and confidentiality
- establish how you will address user feedback



5 USE

Now you can put your information to use to make a difference.

- Work with partners to build tools that make your data digestible and accessible
- Establish feedback loops and user engagement to fix problems and foster accountability


We need the information on subcontractors.



6 LEARN

Everyone is learning. Improve on what you started.

Make adjustments and iterate.



7 SHOW

What have you accomplished? Share your story.

Document your impact: Did you meet your objectives? How did you improve? We can help you create a framework.

Share your innovation so that others can adapt and implement: Have you created new extensions? Tools? Monitoring programs? Legal reforms?

Celebrate your progress with us and the growing global community!



Open contracting is a journey. These seven steps have helped innovators around the world to transform their contracting processes and create impact. Change is never easy. Feedback, learning, and iteration are important parts of this process.

The Open Contracting Partnership and the growing open contracting community are ready to assist. For resources, case studies and stories about open contracting visit www.open-contracting.org. We run a free helpdesk at data@open-contracting.org. Data tools and the Open Contracting Data Standard documentation in English, Spanish and French are available at <http://standard.open-contracting.org>.

We are ready to help. Share your plans or get feedback on your draft data. Ask early. Ask often.